

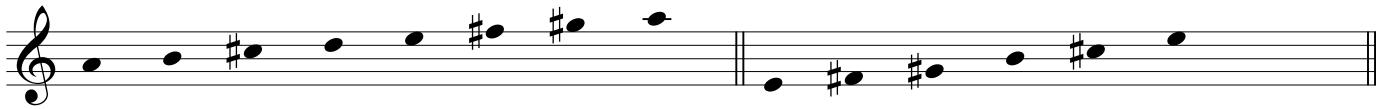
**Practice Drill Key:**  
**Building Scales**

1. Given the first note, build the following scales (ascending only) ending with an octave above the first note:



a. whole-tone

b. major



c. major

d. pentatonic



e. major

f. octatonic (begin with whole step)



g. major

h. major



i. whole-tone


j. major



k. pentatonic

l. major

2. Given the first note, build a chromatic scale one octave ascending *and* descending:  
(Remember to use sharps when ascending and flats for descending.)



a. (ascending)

(descending)



b. (ascending)

(descending)

3. Given the first note, build major scales (descending only) ending with an octave below the first note:



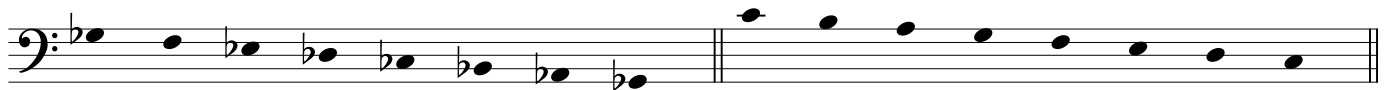
a.

b.



c.

d.



e.

f.



g.

h.